



Product Data Sheet


GSF Metal Screw

Metal Screws are specialized self-drilling screws with cylindrical shafts. These screws have a high structural strength, which provides better control, lower wastage and high resistance to corrosion.



Our Metal screws are coated with zinc galvanization. This coating assists in minimizing rusting / corrosion as these screws are often exposed to external weather conditions.

Product Description	Image	Head Diameter	Length	Quantities Per Box
Drywall Screw		4.2 MM	13 MM	500 Nos
Drywall Screw		3.5 MM	25 MM	500 Nos



Features

- Fast & efficient, leading to easy installation
- High resistance to corrosion due to zinc galvanization
- Cost & Time efficient
- Highly durable therefore recommended for higher gauge framing systems

Installation Guidelines

While working on the site it is crucial that health and safety parameters are duly met. The team should be in protective clothing and necessary safety equipment. General practices and site safety measures are specified here, however due diligence needs to be provided to the unique requirements and guidelines issued at the site. Our range of screws should be driven-through the Gypsum boards to the face of the board and into the framing members. Screws should be driven-in using a suitable drill machine. The head of the screws should drive into the Gypsum Board face layer paper without tearing or driving below the paper into gypsum core. Screws should be flush to allow easy finishing when jointing commences. Installation of screws should be kept at a minimum distance of 15 mm from the cut edges of Gypsum Boards and 12 mm for bound edges. For further detailed information on fixing Gypsum boards to GSF False ceiling and Partitions systems contact our Technical Team.